

CSE187L

Description:

Triad's low frequency current sense transformers are designed to monitor current from 0.1 to 30 amperes at frequencies from 50 Hz to 400 Hz. This product is also available in potted coil construction as CSE187L-P.

Electrical Specifications at 25° C:

Turns ratio: Primary to sense 1: 500

Suggested burden resistor: 60Ω

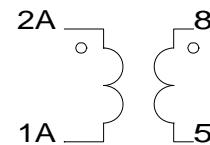
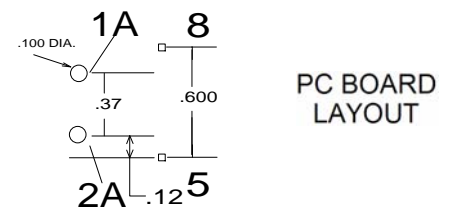
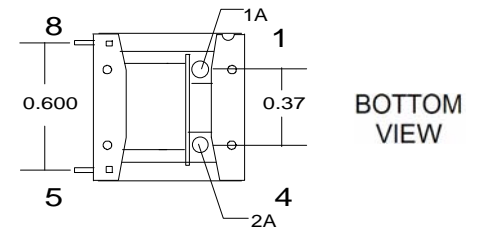
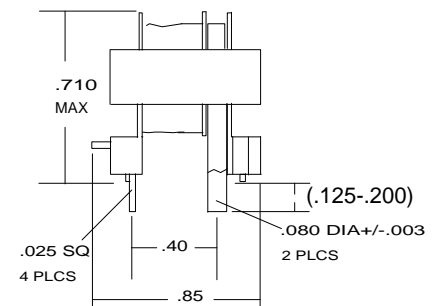

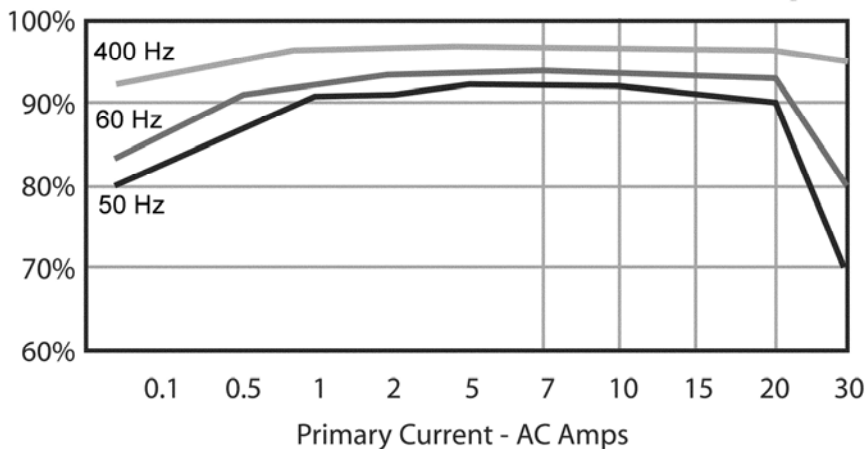
Typical output: 110mV/Amp

Primary DCR: 250 micro ohms maximum

Sense DCR: 21 ohms maximum

Maximum output voltage: 4.0Vrms. Burden resistor value must be selected to not exceed this voltage.

Response Curve:



SCHMATIC

Construction:

These transformers are provided with Recognized Component electrical insulation system (OBJY2), Class 130 (B), designated "B3". Products are designed, built and 100% tested for a hi-pot of 2500V, winding to winding and 1250V, winding to core.

Agency Files:

UL file E50476 – Electrical Insulation Systems, Class "B3", 130C

UL file E205349 – Component, Instrument Transformer (XODW2)

RoHS Compliance: As of manufacturing date February 2005, all standard products meet the requirements of 2002/95/EC, known as the RoHS initiative.

*Upon printing, this document is considered "uncontrolled". Please contact Triad Magnetics' website for the most current version.